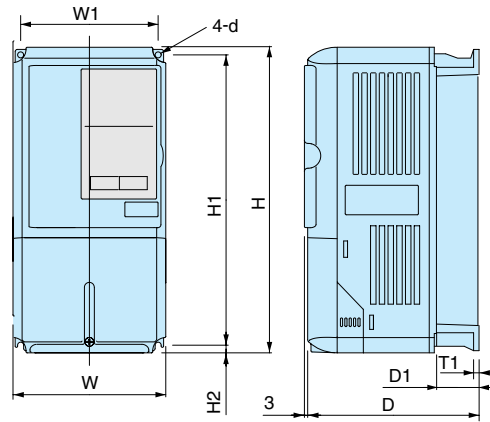
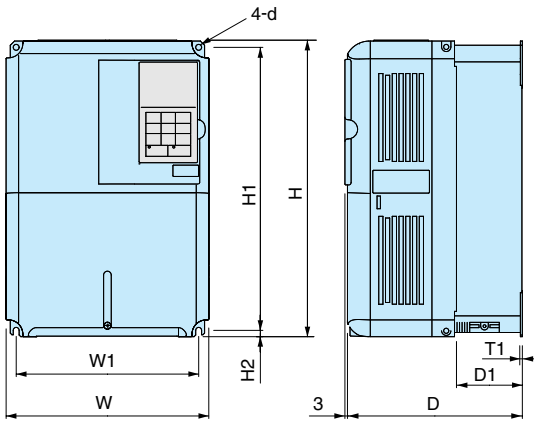


Dimensions Units : mm

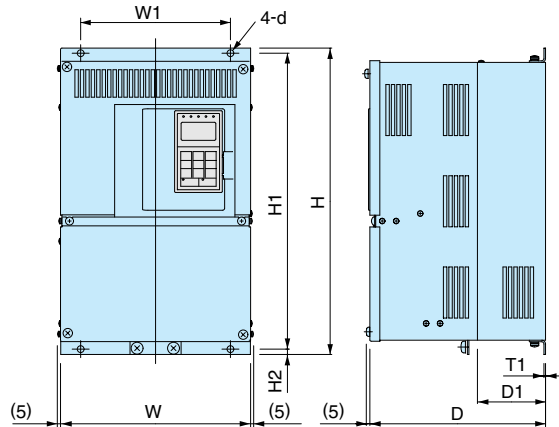
■ Inverter (Open-chasis Model)



Drawing 1



Drawing 2



Drawing 3

Voltage	Max. Applicable Motor Output kW	Inverter CIMR-L7B	DWG	Dimensions mm									Approx. Mass kg	Heat Generation w			Cooling Method													
				W	H	D	W1	H1	H2	D1	T1	d		Fin	Inside Unit	Total Heat Loss														
200 V Class (3-phase)	3.7	23P7	1	140	280	177	126	266	7	59	5	M5	4	112	74	186	Fan cooled													
	5.5	25P5												164	84	248														
	7.5	27P5												6	219	113		332												
	2	11	2011	200	300	197	186	285	8	65.5	7.5	78	2.3	M6	7	374		170	544											
		15	2015												11	429		183	612											
		18.5	2018												21	586		274	860											
		22	2022												24	865		352	1217											
		3	30												2030	275		450	258	220	435	12.5	100	100	3.2	M10	57	1015	411	1426
			37												2037												63	1266	505	1771
			45												2045												86	1588	619	2207
55	2055	450	725	348	325	700																								
400 V Class (3-phase)	3.7	43P7	1	140	280	177	126	266	7	59	5	M5	4	80	68	148	Fan cooled													
	4.0	44P0												91	70	161														
	5.5	45P5												127	82	209														
	2	7.5	47P5	200	300	197	186	285	8	65.5	7.5	78	2.3	M6	6	193		114	307											
		11	4011												252	158		410												
		15	4015												10	326		172	498											
		18.5	4018												426	208		634												
		22	4022												21	466		259	725											
	3	30	4030	275	450	258	220	435	7.5	100	100	3.2	M6	678	317	995														
		37	4037											784	360	1144														
		45	4045											36	901	415		1316												
		55	4055											1203	495	1698														

Note : Contact your Yaskawa representative for the dimensions of enclosed wall-mounted models.